

## SUPERCAR CHALLENGE SPA EURO RACE QUALIFYING

### Provisional Classification

Nr. Drivers	Team	Car	Cl	Time	Lap Total	Gap	Kph
1111 W. Sluys/Schouten	JR Motorsport	BMW M4 Silhouette	GT	<b>2:26.019</b>	4 8	- -	172.7
2151 P. Lamster/Molenaar	EMG Motorsport	Porsche 991 GT3 Cup	GT	<b>2:26.485</b>	8 10	+0.466 +0.466	172.1
3107 R. Grouwels	Team Raceart	Porsche 991 GT3 Cup	GT	<b>2:27.332</b>	8 10	+1.313 +0.847	171.1
4152 J. de Wilde / S. van Bellingen	EMG Motorsport	Porsche 991 GT3 Cup	GT	<b>2:29.140</b>	10 10	+3.121 +1.808	169.1
5123 K. Bogaerts/Van der Aa	SDW Shipping by JR Motorsport	BMW M4 Silhouette	GT	<b>2:29.197</b>	6 11	+3.178 +0.057	169.0
6121 D. Meijer	JR Motorsport	BMW M4 Silhouette	GT	<b>2:30.062</b>	5 11	+4.043 +0.865	168.0
7169 A. Bosman	ABOG Racing	Porsche 991 Cup	GT	<b>2:31.087</b>	4 9	+5.068 +1.025	166.9
8108 B. Herber	JR Motorsport	t.b.a.	GT	<b>2:31.174</b>	4 5	+5.155 +0.087	166.8
9113 E. Grouwels	Team Raceart	Porsche 991 GT3 Cup	GT	<b>2:31.552</b>	8 10	+5.533 +0.378	166.4
10201 D. de Borst/de Kleijn	Febo Racing Team	Seat Sport Leon Cup Racer	SS1	<b>2:35.644</b>	5 11	+9.625 +4.092	162.0
11204 E. van den Munckhof/Zumbrink	Munckhof Racing	BMW Z4 Coupe GTR	SS1	<b>2:35.725</b>	6 10	+9.706 +0.081	161.9
12259 M. van de Maat/Schreurs	BS Racing Team	BMW E46 GTR	SS1	<b>2:36.284</b>	10 10	+10.265 +0.559	161.3
13127 C. Euser	Cor Euser Racing	Marcos Mantis	GT	<b>2:36.899</b>	3 6	+10.880 +0.615	160.7
14245 R. van den Berg/van den Berg	Harders Plaza	BMW	SS1	<b>2:37.091</b>	7 10	+11.072 +0.192	160.5
15217 M. Huisman/Van den Berg	Ferry Monster Motorsport	Seat Sport Leon Cup Racer	SS1	<b>2:37.947</b>	3 11	+11.928 +0.856	159.6
16210 K. Kanaroglou	E2P Racing	Ginetta G50	SS1	<b>2:38.246</b>	11 11	+12.227 +0.299	159.3
17262 R. de Waard	Van der Kooi Racing	Lotus Exige V6	SS1	<b>2:38.713</b>	6 9	+12.694 +0.467	158.9
18299 R. Renmans	JR Motorsport	BMW GTR	SS1	<b>2:39.092</b>	10 11	+13.073 +0.379	158.5
19324 O. Taylor / J. Albert	West Suffolk Racing	BMW E90	SS2	<b>2:39.141</b>	5 6	+13.122 +0.049	158.4
20246 R. Olij	Stichting Euro Autosport	BMW E92 M3	SS1	<b>2:39.318</b>	5 7	+13.299 +0.177	158.3
21222 R. van Loon/van Loon	Blueberry Racing	BMW E46 M3	SS1	<b>2:41.184</b>	4 8	+15.165 +1.866	156.4
22306 A. Hayes / K. Clarke	Intersport Racing	Lamborghini Super Trofeo	GT	<b>2:41.417</b>	10 11	+15.398 +0.233	156.2
23109 D. Schulz	Topper Team	Porsche 997 GT3 Cup	GT	<b>2:43.197</b>	7 10	+17.178 +1.780	154.5
24360 C. Lubbers / L. Rijnbeek	DRDO	BMW GTR	SS2	<b>2:43.487</b>	7 9	+17.468 +0.290	154.2
25311 J. Adriaenssens / K. van Kelst	Spork Racing Team	Seat Leon Supercopa	SS2	<b>2:43.806</b>	9 9	+17.787 +0.319	153.9
26205 P. de Vreede/de Leeuw	Brightfiber de Vreede/ de Leeuw	BMW E46 M3	SS1	<b>2:45.089</b>	8 9	+19.070 +1.283	152.7
27208 T. van Vliet	JR Motorsport	BMW E92 V8	SS1	<b>2:45.180</b>	2 10	+19.161 +0.091	152.6
28355 D. van Kuijk / W. Boerekamps	DRDO-Koopman Racing	BMW M3 E46	SS2	<b>2:46.750</b>	2 4	+20.731 +1.570	151.2
29351 P. Koelewijn	DRDO-Koopman Racing	BMW M3 E46	SS2	<b>2:47.461</b>	4 9	+21.442 +0.711	150.6
30352 E. Drummen / R. Friederich	DRDO-Koopman Racing	BMW M3 E46	SS2	<b>2:48.170</b>	6 9	+22.151 +0.709	149.9
31402 C. Voet / B. van den Broeck	Traxx Racing Team	Peugeot RCZ Cup	Sport	<b>2:48.210</b>	4 11	+22.191 +0.040	149.9
32358 F. Dullaart	DRDO - Certainty	BMW M3 E46	SS2	<b>2:48.474</b>	9 9	+22.455 +0.264	149.7
33416 J. van der Voort / S. van der Sloot	Kustlicht	Alfa 147	Sport	<b>2:48.650</b>	4 6	+22.631 +0.176	149.5
34403 R. Nieman	Spirit Racing	Renault Clio RS 2.0 16V	Sport	<b>2:49.425</b>	6 8	+23.406 +0.775	148.8
35354 F. Schaap	DRDO-Koopman Racing	BMW M3 E46	SS2	<b>2:51.543</b>	6 9	+25.524 +2.118	147.0
36357 D. van der Linden	DRDO - Certainty	BMW M3 E46	SS2	<b>2:52.218</b>	6 9	+26.199 +0.675	146.4
37401 B. Drost	Spirit Racing	Renault Clio RS 2.0 16V	Sport	<b>2:57.278</b>	7 10	+31.259 +5.060	142.2
38423 J. Veldboer	Spirit Racing	Renault Clio RS 2.0 16V	Sport	<b>2:58.388</b>	9 10	+32.369 +1.110	141.3
39413 K. Troeijen / W. Lemmers	AT Motorsport	Ford Focus	Sport	<b>2:58.751</b>	5 9	+32.732 +0.363	141.1
40371 A. Seinen	DRDO- Davytec	BMW 130i	SS2	<b>3:17.121</b>	2 5	+51.102+18.370	127.9
41305 M. Smith	PDS Racing	Seat Leon Supercopa MK11	SS2	<b>3:24.870</b>	5 6	+58.851 +7.749	123.1

#### Not classified:

370 P. Kievit / N. van Dincelage	DRDO	VW Golf Tdi	SS2				
405 H. Tappel / T. Rutgers	Bronckhorst Car Racing	BMW Zilhouette 2.0	Sport		4		

<b>Fastest Lap</b>	Lap 4	Ward/Bas Sluys/Schouten	<b>2:26.019</b>	172.7 Kph
--------------------	-------	-------------------------	-----------------	-----------

LAP 4 OF CARS N° 413 INVALIDATED DUE TO TRACK LIMITS

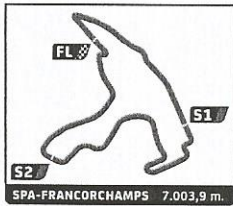
Published at .....

Track Status: **DRY**

Race Director:

Timekeeper:





## SUPERCAR CHALLENGE SPA EURO RACE QUALIFYING

### Provisional Classification by 2nd Fastest Lap

Driver	Team	Vehicle	Time	Gap
1 151 P. Lamster/Molenaar	EMG Motorsport	Porsche 991 GT3 Cup	GT	<b>2:27.354</b> - -
2 111 W. Sluys/Schouten	JR Motorsport	BMW M4 Silhouette	GT	<b>2:27.463</b> +0.109 +0.109
3 152 J. de Wilde / S. van Bellingen	EMG Motorsport	Porsche 991 GT3 Cup	GT	<b>2:29.505</b> +2.151 +2.042
4 123 K. Bogaerts/Van der Aa	SDW Shipping by JR Motorsport	BMW M4 Silhouette	GT	<b>2:29.554</b> +2.200 +0.049
5 121 D. Meijer	JR Motorsport	BMW M4 Silhouette	GT	<b>2:30.561</b> +3.207 +1.007
6 108 B. Herber	JR Motorsport	t.b.a.	GT	<b>2:31.636</b> +4.282 +1.075
7 107 R. Grouwels	Team Raceart	Porsche 991 GT3 Cup	GT	<b>2:31.953</b> +4.599 +0.317
8 169 A. Bosman	ABOG Racing	Porsche 991 Cup	GT	<b>2:32.181</b> +4.827 +0.228
9 113 E. Grouwels	Team Raceart	Porsche 991 GT3 Cup	GT	<b>2:33.144</b> +5.790 +0.963
10 204 E. van den Munckhof/Zumb	Munckhof Racing	BMW Z4 Coupe GTR	SS1	<b>2:35.753</b> +8.399 +2.609
11 201 D. de Borst/de Kleijn	Febo Racing Team	Seat Sport Leon Cup Racer	SS1	<b>2:36.291</b> +8.937 +0.538
12 259 M. van de Maat/Schreurs	BS Racing Team	BMW E46 GTR	SS1	<b>2:36.876</b> +9.522 +0.585
13 245 R. van den Berg/van den	Harders Plaza	BMW	SS1	<b>2:37.142</b> +9.788 +0.266
14 217 M. Huisman/Van den Berg	Ferry Monster Motorsport	Seat Sport Leon Cup Racer	SS1	<b>2:38.079</b> +10.725 +0.937
15 210 K. Kanaroglou	E2P Racing	Ginetta G50	SS1	<b>2:38.291</b> +10.937 +0.212
16 127 C. Euser	Cor Euser Racing	Marcos Mantis	GT	<b>2:38.395</b> +11.041 +0.104
17 299 R. Renmans	JR Motorsport	BMW GTR	SS1	<b>2:39.110</b> +11.756 +0.715
18 246 R. Olij	Stichting Euro Autosport	BMW E92 M3	SS1	<b>2:39.657</b> +12.303 +0.547
19 262 R. de Waard	Van der Kooi Racing	Lotus Exige V6	SS1	<b>2:40.473</b> +13.119 +0.816
20 324 O. Taylor / J. Albert	West Suffolk Racing	BMW E90	SS2	<b>2:41.061</b> +13.707 +0.588
21 222 R. van Loon/van Loon	Blueberry Racing	BMW E46 M3	SS1	<b>2:41.434</b> +14.080 +0.373
22 306 A. Hayes / K. Clarke	Intersport Racing	Lamborghini Super Trofeo	GT	<b>2:41.679</b> +14.325 +0.245
23 109 D. Schulz	Topper Team	Porsche 997 GT3 Cup	GT	<b>2:43.219</b> +15.865 +1.540
24 360 C. Lubbers / L. Rijnbeek	DRDO	BMW GTR	SS2	<b>2:44.241</b> +16.887 +1.022
25 311 J. Adriaenssens / K. van Kelst	Spork Racing Team	Seat Leon Supercopa	SS2	<b>2:44.530</b> +17.176 +0.289
26 208 T. van Vliet	JR Motorsport	BMW E92 V8	SS1	<b>2:45.445</b> +18.091 +0.915
27 205 P. de Vreede/de Leeuw	Brightfiber de Vreede/ de Leeuw	BMW E46 M3	SS1	<b>2:45.644</b> +18.290 +0.199
28 355 D. van Kuijk / W. Boerekamps	DRDO-Koopman Racing	BMW M3 E46	SS2	<b>2:47.823</b> +20.469 +2.179
29 351 P. Koelewijn	DRDO-Koopman Racing	BMW M3 E46	SS2	<b>2:48.135</b> +20.781 +0.312
30 402 C. Voet / B. van den Broeck	Traxx Racing Team	Peugeot RCZ Cup	Sport	<b>2:48.434</b> +21.080 +0.299
31 352 E. Drummen / R. Friederich	DRDO-Koopman Racing	BMW M3 E46	SS2	<b>2:48.569</b> +21.215 +0.135
32 358 F. Dullaart	DRDO - Certainty	BMW M3 E46	SS2	<b>2:48.905</b> +21.551 +0.336
33 416 J. van der Voort / S. van der Sloot	Kustlicht	Alfa 147	Sport	<b>2:50.043</b> +22.689 +1.138
34 403 R. Nieman	Spirit Racing	Renault Clio RS 2.0 16V	Sport	<b>2:51.091</b> +23.737 +1.048
35 354 F. Schaap	DRDO-Koopman Racing	BMW M3 E46	SS2	<b>2:52.153</b> +24.799 +1.062
36 357 D. van der Linden	DRDO - Certainty	BMW M3 E46	SS2	<b>2:52.355</b> +25.001 +0.202
37 401 B. Drost	Spirit Racing	Renault Clio RS 2.0 16V	Sport	<b>2:58.527</b> +31.173 +6.172
38 423 J. Veldboer	Spirit Racing	Renault Clio RS 2.0 16V	Sport	<b>2:58.636</b> +31.282 +0.109
39 413 K. Troeijen / W. Lemmers	AT Motorsport	Ford Focus	Sport	<b>2:59.085</b> +31.731 +0.449
40 371 A. Seinen	DRDO- Davytec	BMW 130i	SS2	<b>3:28.349</b> -1:00.995 +29.264
41 305 M. Smith	PDS Racing	Seat Leon Supercopa MK11	SS2	<b>3:29.074</b> -1:01.720 +0.725

**Not classified:**

42 370 P. Kievit / N. von Dincklage	DRDO	VW Golf Tdi	SS2	
43 405 H. Tappel / T. Rutgers	Bronckhorst Car Racing	BMW Zilhouette 2.0	Sport	

**Fastest Lap** Lap 4 Ward/Bas Sluys/Schouten **2:26.019** 172.7 Kph

LAP 4 OF CARS N° 413 INVALIDATED DUE TO TRACK LIMITS


Published at:

Race Director:

Timekeeper:

Track Status: **DRY**







**SUPERCAR CHALLENGE**  
**SPA EURO RACE**  
**QUALIFYING**

**Best Sector Times**

SECTOR 1			SECTOR 2			SECTOR 3			Pos	Team	Cl	Ideal Lap	Best Lap
Pos	Driver	Time	Driver	Time	Driver	Time	Pos	Team	Cl	Ideal Lap	Best Lap		
1	151 P.Lamster/Molenaar	41.152	111 W.Sluys/Schouten	1:06.799	111 W.Sluys/Schouten	37.216	1	111 JR Motorsport	GT	2:26.019	2:26.019 (1)		
2	107 R.Grouwels	41.496	123 K.Bogaerts/Van der Au	1:07.635	151 P.Lamster/Molenaar	37.312	2	151 EMG Motorsport	GT	2:26.321	2:26.485 (2)		
3	152 J.de Wilde	41.824	151 P.Lamster/Molenaar	1:07.857	107 R.Grouwels	37.871	3	107 Team Raceart	GT	2:27.332	2:27.332 (3)		
4	111 W.Sluys/Schouten	42.004	107 R.Grouwels	1:07.965	123 K.Bogaerts/Van der Au	38.025	4	123 SDW Shipping by JR Motorsport	GT	2:28.024	2:29.197 (5)		
5	108 B.Herber	42.340	121 D.Meijer	1:08.311	152 J.de Wilde	38.177	5	121 JR Motorsport	GT	2:28.988	2:30.062 (6)		
6	123 K.Bogaerts/Van der Au	42.364	152 J.de Wilde	1:09.051	121 D.Meijer	38.202	6	152 EMG Motorsport	GT	2:29.052	2:29.140 (4)		
7	121 D.Meijer	42.475	108 B.Herber	1:09.606	169 A.Bosman	38.480	7	108 JR Motorsport	GT	2:30.884	2:31.174 (8)		
8	113 E.Grouwels	42.491	169 A.Bosman	1:09.946	113 E.Grouwels	38.571	8	169 ABOG Racing	GT	2:30.953	2:31.087 (7)		
9	169 A.Bosman	42.527	113 E.Grouwels	1:10.454	108 B.Herber	38.938	9	113 Team Raceart	GT	2:31.516	2:31.552 (9)		
10	127 C.Euser	44.031	201 D.de Borst/de Kleijn	1:10.466	127 C.Euser	39.364	10	201 Febo Racing Team	SS1	2:35.285	2:35.644 (10)		
11	201 D.de Borst/de Kleijn	44.553	204 E.van den Munkhof/Zumbirk	1:10.736	204 E.van den Munkhof/Zumbirk	39.760	11	204 Munckhof Racing	SS1	2:35.347	2:35.725 (11)		
12	246 R.Olij	44.702	259 M.van de Maat/Schreurs	1:10.919	217 M.Huisman/Van den Berg	40.091	12	127 Cor Euser Racing	GT	2:35.954	2:36.899 (13)		
13	204 E.van den Munkhof/Zumbirk	44.851	210 K.Kanaroglou	1:11.244	259 M.van de Maat/Schreurs	40.111	13	259 BS Racing Team	SS1	2:36.031	2:36.284 (12)		
14	262 R.de Waard	44.946	217 M.Huisman/Van den Berg	1:11.705	201 D.de Borst/de Kleijn	40.266	14	217 Ferry Monster Motorsport	SS1	2:36.951	2:37.947 (15)		
15	259 M.van de Maat/Schreurs	45.001	262 R.de Waard	1:12.469	210 K.Kanaroglou	40.350	15	210 E2P Racing	SS1	2:37.416	2:38.246 (16)		
16	217 M.Huisman/Van den Berg	45.155	127 C.Euser	1:12.559	246 R.Olij	40.681	16	262 Van der Kooi Racing	SS1	2:38.449	2:38.713 (17)		
17	324 O.Taylor	45.215	324 O.Taylor	1:12.771	299 R.Renmans	40.704	17	246 Stichting Euro Autosport	SS1	2:38.747	2:39.318 (20)		
18	109 D.Schulz	45.320	299 R.Renmans	1:12.907	222 R.van Loon/van Loon	40.975	18	299 JR Motorsport	SS1	2:38.950	2:39.092 (18)		
19	299 R.Renmans	45.339	246 R.Olij	1:13.364	262 R.de Waard	41.034	19	324 West Suffolk Racing	SS2	2:39.083	2:39.141 (19)		
20	222 R.van Loon/van Loon	45.462	306 A.Hayes	1:13.499	324 O.Taylor	41.097	20	306 Intersport Racing	GT	2:40.594	2:41.417 (22)		
21	306 A.Hayes	45.548	311 J.Adriaenssens	1:13.727	109 D.Schulz	41.492	21	222 Blueberry Racing	SS1	2:40.678	2:41.184 (21)		
22	210 K.Kanaroglou	45.822	360 C.Lubbers	1:14.222	306 A.Hayes	41.547	22	109 Topper Team	GT	2:42.794	2:43.197 (23)		
23	208 T.van Vliet	46.472	222 R.van Loon/van Loon	1:14.241	360 C.Lubbers	41.769	23	360 DRDO	SS2	2:42.965	2:43.487 (24)		
24	360 C.Lubbers	46.974	208 T.van Vliet	1:14.966	205 P.de Vreede/de Leeuw	42.002	24	311 Spork Racing Team	SS2	2:43.752	2:43.806 (25)		
25	355 D.van Kuijk	47.509	416 J.van der Voort	1:15.044	208 T.van Vliet	42.335	25	208 JR Motorsport	SS1	2:43.773	2:45.180 (27)		
26	311 J.Adriaenssens	47.683	205 P.de Vreede/de Leeuw	1:15.224	311 J.Adriaenssens	42.342	26	205 Brightfiber de Vreede/ de Leeuw	SS1	2:44.920	2:45.089 (26)		
27	205 P.de Vreede/de Leeuw	47.694	402 C.Voet	1:15.456	355 D.van Kuijk	42.906	27	355 DRDO-Koopman Racing	SS2	2:46.551	2:46.750 (28)		
28	351 P.Koelwijn	47.823	403 R.Nieman	1:15.979	402 C.Voet	42.946	28	402 Traxx Racing Team	Sport	2:47.315	2:48.210 (31)		
29	358 F.Dullaart	48.103	109 D.Schulz	1:15.982	352 E.Drummen	43.034	29	351 DRDO-Koopman Racing	SS2	2:47.345	2:47.461 (29)		
30	352 E.Drummen	48.647	355 D.van Kuijk	1:16.136	351 P.Koelwijn	43.253	30	358 DRDO - Certainty	SS2	2:47.882	2:48.474 (32)		
31	354 F.Schaap	48.677	358 F.Dullaart	1:16.249	358 F.Dullaart	43.530	31	352 DRDO-Koopman Racing	SS2	2:48.055	2:48.170 (30)		
32	402 C.Voet	48.913	351 P.Koelwijn	1:16.269	416 J.van der Voort	43.660	32	416 Kustlicht	Sport	2:48.437	2:48.650 (33)		
33	403 R.Nieman	49.216	352 E.Drummen	1:16.374	403 R.Nieman	43.697	33	403 Spirit Racing	Sport	2:48.892	2:49.425 (34)		
34	357 D.van der Linden	49.633	357 D.van der Linden	1:18.093	354 F.Schaap	43.902	34	354 DRDO-Koopman Racing	SS2	2:51.168	2:51.543 (35)		
35	416 J.van der Voort	49.733	405 H.Tappel	1:18.579	357 D.van der Linden	44.266	35	357 DRDO - Certainty	SS2	2:51.992	2:52.218 (36)		
36	423 J.Veldboer	51.872	354 F.Schaap	1:18.589	401 B.Drost	45.420	36	401 Spirit Racing	Sport	2:57.182	2:57.278 (37)		
37	413 K.Troeijen	52.543	401 B.Drost	1:19.149	413 K.Troeijen	45.943	37	423 Spirit Racing	Sport	2:58.118	2:58.388 (38)		
38	401 B.Drost	52.613	413 K.Troeijen	1:19.662	423 J.Veldboer	46.284	38	413 AT Motorsport	Sport	2:58.148	2:58.751 (39)		
39	405 H.Tappel	53.235	423 J.Veldboer	1:19.962	371 A.Seinen	49.477	39	405 Bronckhorst Car Racing	Sport	3:04.369			
40	371 A.Seinen	54.372	305 M.Smith	1:26.413	405 H.Tappel	52.555	40	371 DRDO - Davytec	SS2	3:13.321	3:17.121 (40)		
41	305 M.Smith	1:02.854	371 A.Seinen	1:29.472	305 M.Smith	54.467	41	305 PDS Racing	SS2	3:23.734	3:24.870 (41)		







## SUPERCAR CHALLENGE

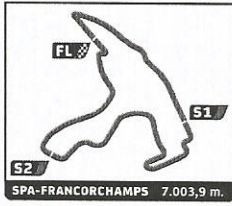
### SPA EURO RACE

#### After QUALIFYING

Event maximum speed

Team	Car	Class	Driver	Top Speed	Lap	Session
107 Team Raceart	Porsche 991 GT3 Cup	GT	Roger Grouwels	262.8	8	QUALIFYING
151 EMG Motorsport	Porsche 991 GT3 Cup	GT	Patrick/Donald Lamster/Molenaar	258.4	10	QUALIFYING
108 JR Motorsport	t.b.a.	GT	Bob Herber	254.1	3	QUALIFYING
113 Team Raceart	Porsche 991 GT3 Cup	GT	Edward Grouwels	254.1	4	QUALIFYING
169 ABOG Racing	Porsche 991 Cup	GT	Aart Bosman	254.1	6	QUALIFYING
152 EMG Motorsport	Porsche 991 GT3 Cup	GT	John de Wilde	252.9	9	QUALIFYING
111 JR Motorsport	BMW M4 Silhouette	GT	Ward/Bas Sluys/Schouten	248.3	4	QUALIFYING
121 JR Motorsport	BMW M4 Silhouette	GT	Daan Meijer	245.5	4	QUALIFYING
123 SDW Shipping by JR Motorsport	BMW M4 Silhouette	GT	Koen/Mark Bogaerts/Van der Aa	244.9	7	QUALIFYING
262 Van der Kooij Racing	Lotus Exige V6	SS1	Roelant de Waard	244.3	6	QUALIFYING
246 Stichting Euro Autosport	BMW E92 M3	SS1	Ruud Olij	240.0	5	QUALIFYING
299 JR Motorsport	BMW GTR	SS1	Rick Renmans	237.9	11	QUALIFYING
201 Febo Racing Team	Seat Sport Leon Cup Racer	SS1	Dennis/Martin de Borst/de Kleijn	235.8	6	QUALIFYING
217 Ferry Monster Motorsport	Seat Sport Leon Cup Racer	SS1	Martin/Teunis Huisman/Van den Berg	235.3	5	QUALIFYING
324 West Suffolk Racing	BMW E90	SS2	Ollie Taylor	234.8	4	QUALIFYING
204 Munckhof Racing	BMW Z4 Coupe GTR	SS1	Eric/Henry van den Munckhof/Zumbrink	234.3	9	QUALIFYING
208 JR Motorsport	BMW E92 V8	SS1	Ted van Vliet	232.3	2	QUALIFYING
222 Blueberry Racing	BMW E46 M3	SS1	Ronald/Luuk van Loon/van Leen	232.3	4	QUALIFYING
127 Cor Euser Racing	Marcos Mantis	GT	Cor Euser	231.8	3	QUALIFYING
259 BS Racing Team	BMW E46 GTR	SS1	Marcel/Peter van de Maat/Schreurs	231.3	4	QUALIFYING
306 Intersport Racing	Lamborghini Super Trofeo	GT	Adam Hayes	230.8	5	QUALIFYING
109 Topper Team	Porsche 997 GT3 Cup	GT	Dirk Schulz	226.4	7	QUALIFYING
210 E2P Racing	Ginetta G50	SS1	Kosta Kanaroglou	225.9	10	QUALIFYING
354 DRDO-Koopman Racing	BMW M3 E46	SS2	Freddy Schaap	225.9	9	QUALIFYING
358 DRDO - Certainty	BMW M3 E46	SS2	Floris Dullaart	224.5	9	QUALIFYING
360 DRDO	BMW GTR	SS2	Cees Lubbers	224.5	7	QUALIFYING
351 DRDO-Koopman Racing	BMW M3 E46	SS2	Peter Koelewijn	222.2	9	QUALIFYING
352 DRDO-Koopman Racing	BMW M3 E46	SS2	Emile Drummen	221.8	3	QUALIFYING
355 DRDO-Koopman Racing	BMW M3 E46	SS2	Daan van Kuijk	219.1	2	QUALIFYING
205 Brightfiber de Vreede/ de Leeuw	BMW E46 M3	SS1	Patrick/Rogier de Vreede/de Leeuw	218.2	9	QUALIFYING
311 Spork Racing Team	Seat Leon Supercopa	SS2	Jimmy Adriaenssens	216.9	9	QUALIFYING
402 Traxx Racing Team	Peugeot RCZ Cup	Sport	Chris Voet	211.4	7	QUALIFYING
403 Spirit Racing	Renault Clio RS 2.0 16V	Sport	Rob Nieman	211.4	6	QUALIFYING
416 Kustlicht	Alfa 147	Sport	John van der Voort	204.5	5	QUALIFYING
357 DRDO - Certainty	BMW M3 E46	SS2	Dennis van der Linden	199.6	8	QUALIFYING
423 Spirit Racing	Renault Clio RS 2.0 16V	Sport	Jos Veldboer	197.8	9	QUALIFYING
401 Spirit Racing	Renault Clio RS 2.0 16V	Sport	Bart Drost	195.3	6	QUALIFYING
413 AT Motorsport	Ford Focus	Sport	Kim Troeijen	194.6	9	QUALIFYING
371 DRDO - Davytec	BMW 130i	SS2	Andre Seinen	193.2	4	QUALIFYING
405 Bronckhorst Car Racing	BMW Silhouette 2.0	Sport	Henk Tappel	184.9	3	QUALIFYING
305 PDS Racing	Seat Leon Supercoppa MK11	SS2	Michael Smith	150.8	5	QUALIFYING






**SUPERCAR CHALLENGE**  
**SPA EURO RACE**  
**QUALIFYING**

**Fastest Lap Sequence**

Practice Time	Team	Car	Class	Driver	Time	Kph	
5:53.378	123 SDW Shipping by JR Motorsport	BMW M4 Silhouette	GT	Koen/Mark Bogaerts/Van der Aa	<b>2:39.131</b>	158.4	2
5:53.626	111 JR Motorsport	BMW M4 Silhouette	GT	Ward/Bas Sluys/Schouten	<b>2:38.802</b>	158.8	2
6:12.606	107 Team Raceart	Porsche 991 GT3 Cup	GT	Roger Grouwels	<b>2:31.953</b>	165.9	2
8:24.743	111 JR Motorsport	BMW M4 Silhouette	GT	Ward/Bas Sluys/Schouten	<b>2:31.117</b>	166.9	3
10:50.762	111 JR Motorsport	BMW M4 Silhouette	GT	Ward/Bas Sluys/Schouten	<b>2:26.019</b>	172.7	4








## SUPERCAR CHALLENGE SPA EURO RACE QUALIFYING

### Sector Analysis

■ Personal Best ■ Session Best B Crossing the finish line in pit lane

Lap	D	Time	Sector 1	Sector 2	Sector 3	T. Spd	Elapsed	Lap	D	Time	Sector 1	Sector 2	Sector 3	T. Spd	Elapsed	
<b>107</b>	Team Raceart 1. Roger Grouwels Porsche 991 GT3 Cup GT								9	1	2:40.891	44.271	1:15.219	41.401	244.3	28:01.981
	1	3:40.653	1:34.043	1:21.725	44.885	173.9	3:40.653	10	1	2:45.749	43.028	1:14.223	48.498	218.2	30:47.730	
	2	2:31.953	43.150	1:10.555	38.248	248.3	6:12.606									
	3	2:33.620	41.815	1:12.718	39.087	246.0	8:46.226									
	4	2:32.637	42.137	1:11.560	38.940	251.7	11:18.863									
	5	2:40.498B	41.994	1:11.387	47.117	248.3	13:59.361									
	6	6:25.113	4:36.157	1:10.687	38.269	217.7	20:24.474									
	7	2:32.161	42.985	1:11.297	37.879	216.0	22:56.635									
	8	2:27.332	41.496	1:07.965	37.871	262.8	25:23.967									
	9	2:33.001	41.876	1:11.443	39.682	258.4	27:56.968									
	10	2:45.544B	43.390	1:13.848	48.306	242.2	30:42.512									
<b>108</b>	JR Motorsport 1. Bob Herber t.b.a. GT															
	1	5:54.321	3:39.414	1:27.997	46.910	163.9	5:54.321									
	2	2:37.563	44.200	1:13.715	39.648	229.3	8:31.884									
	3	2:31.636	42.511	1:10.187	38.938	254.1	11:03.520									
	4	2:31.174	42.340	1:09.606	39.228	246.0	13:34.694									
	5	2:41.466B	43.403	1:12.997	45.066	194.6	16:16.160									
<b>109</b>	Topper Team 1. Dirk Schulz Porsche 997 GT3 Cup GT															
	1	4:44.202	2:30.368	1:28.667	45.167	142.7	4:44.202									
	2	2:49.737	48.619	1:18.580	42.538	213.9	7:33.939									
	3	2:46.042	45.909	1:18.120	42.013	222.7	10:19.981									
	4	2:48.040	46.568	1:19.980	41.492	183.7	13:08.021									
	5	2:44.933	45.643	1:17.676	41.614	220.4	15:52.954									
	6	2:45.639	45.399	1:17.360	42.880	221.8	18:38.593									
	7	2:43.197	45.379	1:15.982	41.836	226.4	21:21.790									
	8	2:45.445	45.900	1:17.732	41.813	221.3	24:07.235									
	9	2:43.219	45.320	1:16.366	41.533	221.8	26:50.454									
	10	2:53.574B	45.382	1:16.600	51.592	210.5	29:44.028									
<b>111</b>	JR Motorsport 1. Ward/Bas Sluys/Schouten BMW M4 Silhouette GT															
	1	3:14.824	1:13.746	1:19.562	41.516	191.8	3:14.824									
	2	2:38.802	44.430	1:11.557	42.815	228.8	5:53.626									
	3	2:31.117	44.369	1:09.290	37.458	242.2	8:24.743									
	4	2:26.019	42.004	1:06.799	37.216	248.3	10:50.762									
	5	2:34.227B	42.214	1:08.137	43.876	246.6	13:24.989									
	6	4:48.517	3:01.833	1:08.213	38.471	242.2	18:13.506									
	7	2:27.463	42.155	1:07.694	37.614	247.7	20:40.969									
	8	2:41.190B	42.028	1:10.720	48.442	246.0	23:22.159									
<b>113</b>	Team Raceart 1. Edward Grouwels Porsche 991 GT3 Cup GT															
	1	3:42.475	1:30.431	1:27.215	44.829	155.4	3:42.475									
	2	2:42.683	44.331	1:16.264	42.088	223.1	6:25.158									
	3	2:36.649	42.893	1:13.463	40.293	241.1	9:01.807									
	4	2:33.144	43.392	1:11.181	38.571	254.1	11:34.951									
	5	2:52.431B	42.739	1:17.166	52.526	217.7	14:27.382									
	6	5:48.614	3:51.654	1:16.181	40.779	166.9	20:15.996									
	7	2:33.542	43.642	1:11.312	38.588	236.8	22:49.538									
	8	2:31.552	42.491	1:10.454	38.607	254.1	25:21.090									
<b>121</b>	JR Motorsport 1. Daan Meijer BMW M4 Silhouette GT								9	1	2:40.891	44.271	1:15.219	41.401	244.3	28:01.981
	1	3:15.527	1:14.220	1:19.747	41.560	189.5	3:15.527	10	1	2:45.749	43.028	1:14.223	48.498	218.2	30:47.730	
	2	2:39.913	44.213	1:11.682	44.018	227.8	5:55.440									
	3	2:37.988	45.490	1:12.141	40.357	214.3	8:33.428									
	4	2:31.635	43.023	1:08.966	39.646	245.5	11:05.063									
	5	2:30.062	42.829	1:08.462	38.771	243.8	13:35.125									
	6	2:30.741	42.946	1:09.593	38.202	237.9	16:05.866									
	7	2:30.561	43.079	1:08.311	39.171	244.3	18:36.427									
	8	2:47.699B	45.556	1:13.154	48.989	182.7	21:24.126									
	9	4:02.559	2:14.813	1:09.380	38.366	239.5	25:26.685									
	10	2:34.949	42.475	1:11.089	41.385	245.5	28:01.634									
	11	2:33.915	43.084	1:10.192	40.639	244.3	30:35.549									
<b>123</b>	SDW Shipping by JR Motorsport 1. Koen/Mark Bogaerts/Van BMW M4 Silhouette GT															
	1	3:14.247	1:12.774	1:19.784	41.689	183.7	3:14.247									
	2	2:39.131	44.603	1:11.537	42.991	236.8	5:53.378									
	3	2:33.831	44.651	1:10.760	38.420	216.4	8:27.209									
	4	2:29.628	42.746	1:08.857	38.025	242.2	10:56.837									
	5	2:30.651	42.623	1:09.537	38.491	241.6	13:27.488									
	6	2:29.197	43.408	1:07.635	38.154	238.4	15:56.685									
	7	2:40.271B	42.509	1:09.507	48.255	244.9	18:36.956									
	8	4:10.347	2:18.302	1:12.977	39.068	177.0	22:47.303									
	9	2:29.554	42.905	1:07.778	38.871	240.5	25:16.857									
	10	2:33.542	43.697	1:09.688	40.157	238.4	27:50.399									
	11	2:35.109	42.364	1:09.476	43.269	244.9	30:25.508									
<b>127</b>	Cor Euser Racing 1. Cor Euser Marcos Mantis GT															
	1	17:21.370	...	1:22.364	41.594	185.2	17:21.370									
	2	2:38.395	44.558	1:14.473	39.364	230.3	19:59.765									
	3	2:36.899	44.031	1:12.559	40.309	231.8	22:36.664									
	4	2:41.156	46.721	1:13.933	40.502	156.3	25:17.820									
	5	2:42.598	46.082	1:15.054	41.462	221.3	28:00.418									
	6	2:59.291B	44.620	1:15.808	58.863	209.7	30:59.709									
<b>151</b>	EMG Motorsport 1. Patrick/Donald Lamster/M Porsche 991 GT3 Cup GT															
	1	5:53.732	3:38.651	1:28.474	46.607	163.9	5:53.732									
	2	2:44.962	46.799	1:16.870	41.293	204.9	8:38.694									
	3	2:40.685	44.833	1:14.340	41.512	214.7	11:19.379									
	4	2:52.972B	43.522	1:13.814	55.636	225.5	14:12.351									
	5	4:38.011	2:45.232	1:13.622	39.157	218.2	18:50.362									
	6	2:29.435	41.780	1:09.569	38.086	241.1	21:19.797									
	7	2:27.354	41.575	1:08.109	37.670	257.8	23:47.151									
	8	2:26.485	41.316	1:07.857	37.312	256.5	26:13.636									
	9	2:34.390	42.449	1:11.514	40.427	239.5	28:48.026									
	10	2:27.848	41.152</													



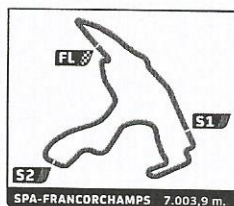


## SUPERCAR CHALLENGE SPA EURO RACE QUALIFYING

### Sector Analysis

							<span style="color: blue;">■</span> Personal Best <span style="color: red;">■</span> Session Best <span style="color: green;">■</span> Crossing the finish line in pit lane								
Lap	D	Time	Sector 1	Sector 2	Sector 3	T. Spd	Elapsed	Lap	D	Time	Sector 1	Sector 2	Sector 3	T. Spd	Elapsed
1	1	5:55.545	3:45.920	1:23.211	46.414	160.0	5:55.545	5	1	5:35.247	3:36.461	1:15.986	42.800	203.0	19:53.787
2	1	2:39.464	45.965	1:13.906	39.593	224.5	8:35.009	6	1	2:46.101	47.748	1:15.585	42.768	212.6	22:39.888
3	1	2:31.013	42.379	1:10.004	38.630	248.3	11:06.022	7	1	2:48.011	47.952	1:16.150	43.909	211.4	25:27.899
4	1	2:30.189	42.212	1:09.662	38.315	212.6	13:36.211	8	1	<b>2:45.089</b>	47.766	1:15.321	<b>42.002</b>	211.8	28:12.988
5	1	2:30.919	<b>41.824</b>	1:10.908	38.187	238.9	16:07.130	9	1	2:46.447	<b>47.694</b>	1:16.250	42.503	218.2	30:59.435
6	1	2:29.505	42.078	1:09.196	38.231	225.0	18:36.635								
7	1	2:40.684B	42.407	1:12.324	45.953	249.4	21:17.319								
8	1	5:14.052	3:10.925	1:19.490	43.637	150.2	26:31.371								
9	1	2:32.548	43.139	1:10.464	38.945	252.9	29:03.919								
10	1	<b>2:29.140</b>	41.912	<b>1:09.051</b>	<b>38.177</b>	252.9	31:33.059								
<b>169</b> ABOG Racing Porsche 991 Cup GT															
1. Aart Bosman															
1	1	5:17.758	3:18.969	1:15.762	43.027	192.2	5:17.758								
2	1	2:33.448	43.800	1:11.105	38.543	247.1	7:51.206								
3	1	2:32.181	43.303	1:10.140	38.738	238.4	10:23.387								
4	1	<b>2:31.087</b>	<b>42.527</b>	1:10.080	<b>38.480</b>	248.3	12:54.474								
5	1	2:32.379	42.584	<b>1:09.946</b>	39.849	253.5	15:26.853								
6	1	2:32.799	42.920	1:10.417	39.462	254.1	17:59.652								
7	1	2:46.427B	44.417	1:12.747	49.263	217.7	20:46.079								
8	1	3:56.615	2:03.345	1:12.207	41.063	238.4	24:42.694								
9	1	2:49.383B	42.755	1:18.885	47.743	248.8	27:32.077								
<b>201</b> Febo Racing Team Seat Sport Leon Cup Racer SS1															
1. Dennis/Martin de Borst/de															
1	1	4:31.859	2:29.705	1:18.041	44.113	181.8	4:31.859								
2	1	2:40.912	47.476	1:12.417	41.019	220.4	7:12.771								
3	1	2:36.291	45.078	1:10.685	40.528	227.8	9:49.062								
4	1	2:37.406	45.177	1:11.880	40.349	223.6	12:26.468								
5	1	<b>2:35.644</b>	44.912	<b>1:10.466</b>	<b>40.266</b>	233.3	15:02.112								
6	1	2:36.489	44.662	1:11.360	40.467	235.8	17:38.601								
7	1	2:54.115B	49.646	1:13.237	51.232	180.6	20:32.716								
8	1	3:31.771	1:38.458	1:12.666	40.647	229.8	24:04.487								
9	1	2:36.925	<b>44.553</b>	1:11.415	40.957	216.0	26:41.412								
10	1	2:36.875	45.125	1:11.279	40.471	233.8	29:18.287								
11	1	2:37.181	44.834	1:11.493	40.854	233.8	31:55.468								
<b>204</b> Munckhof Racing BMW Z4 Coupe GTR SS1															
1. Eric/Henry van den Munck															
1	1	5:44.285B	3:16.567	1:25.349	1:02.369	194.9	5:44.285								
2	1	3:17.149	1:21.187	1:14.715	41.247	186.2	9:01.434								
3	1	2:38.693	45.532	1:13.044	40.117	224.5	11:40.127								
4	1	2:37.083	44.877	1:12.110	40.096	231.3	14:17.210								
5	1	2:36.526	45.035	1:11.322	40.169	233.8	16:53.736								
6	1	<b>2:35.725</b>	45.113	<b>1:10.736</b>	39.876	228.3	19:29.461								
7	1	2:35.753	44.881	1:11.085	39.787	225.5	22:05.214								
8	1	2:52.098	49.543	1:15.900	46.655	191.5	24:57.312								
9	1	2:38.346	44.881	1:13.032	40.433	234.3	27:35.658								
10	1	2:35.972	<b>44.851</b>	1:11.361	<b>39.760</b>	231.8	30:11.630								
<b>205</b> Brightfiber de Vreede/ de Leeuw BMW E46 M3 SS1															
1. Patrick/Rogier de Vreede/															
1	1	3:51.256	1:44.389	1:22.881	43.986	150.0	3:51.256								
2	1	2:45.880	47.865	<b>1:15.224</b>	42.791	217.3	6:37.136								
3	1	2:45.644	47.816	1:15.257	42.571	209.7	9:22.780								
4	1	4:55.760B	50.972	2:51.736	1:13.052	138.3	14:18.540								
<b>208</b> JR Motorsport BMW E92 V8 SS1															
1. Ted van Vliet															
1	1	3:21.684	1:20.582	1:18.033	43.069	180.9	3:21.684								
2	1	<b>2:45.180</b>	46.905	1:15.794	42.481	232.3	6:06.864								
3	1	2:49.137	46.611	1:19.251	43.275	220.9	8:56.001								
4	1	2:46.121	<b>46.472</b>	1:16.413	43.236	230.8	11:42.122								
5	1	3:15.269B	48.461	1:27.265	59.543	191.2	14:57.391								
6	1	4:35.743	2:30.032	1:20.590	45.121	176.2	19:33.134								
7	1	2:45.498	47.514	1:15.649	<b>42.335</b>	230.8	22:18.632								
8	1	2:49.020	50.031	1:16.423	42.566	205.7	25:07.652								
9	1	2:45.445	47.232	<b>1:14.966</b>	43.247	219.1	27:53.097								
10	1	2:48.382	48.581	1:16.804	42.997	220.0	30:41.479								
<b>210</b> E2P Racing Ginetta G50 SS1															
1. Kosta Kanaroglou															
1	1	3:34.647	1:32.214	1:19.087	43.346	163.1	3:34.647								
2	1	2:42.896	47.450	1:14.029	41.417	211.8	6:17.543								
3	1	2:43.173	47.494	1:14.136	41.543	222.7	9:00.716								
4	1	2:57.907B	46.442	1:18.793	52.672	204.9	11:58.623								
5	1	3:29.152	1:34.261	1:12.777	42.114	216.9	15:27.775								
6	1	2:39.143	<b>45.822</b>	1:11.908	41.413	223.6	18:06.918								
7	1	2:44.744	46.718	1:16.215	41.811	214.7	20:51.662								
8	1	2:41.104	46.183	1:13.057	41.864	213.9	23:32.766								
9	1	2:38.644	46.183	1:11.957	40.504	220.4	26:11.410								
10	1	2:38.291	46.067	1:11.874	<b>40.350</b>	225.9	28:49.701								
11	1	<b>2:38.246</b>	45.908	<b>1:11.244</b>	41.094	225.5	31:27.947								
<b>217</b> Ferry Monster Motorsport Seat Sport Leon Cup Racer SS1															
1. Martin/Teunis Huisman/V/															
1	1	3:57.977	1:54.949	1:21.152	41.876	200.4	3:57.977								
2	1	2:40.249	46.119	1:13.176	40.954	229.8	6:38.226								
3	1	<b>2:37.947</b>	46.151	<b>1:11.705</b>	<b>40.091</b>	230.8	9:16.173								
4	1	2:38.079	45.454	1:12.037	40.588	232.3	11:54.252								
5	1	2:49.326B	<b>45.155</b>	1:13.433	50.738	235.3	14:43.578								
6	1	3:21.954	1:28.275	1:12.494	41.185	230.8	18:05.532								
7	1	2:39.430	45.762	1:12.026	41.642	232.3	20:44.962								
8	1	2:38.390	45.526	1:12.340	40.524	231.8	23:23.352								
9	1	2:38.875	45.573	1:12.423	40.879	230.8	26:02.227								
10	1	2:39.434	46.223	1:12.535	40.676	230.8	28:41.661								
11	1	2:39.589	45.853	1:13.095	40.641	232.3	31:21.250								
<b>222</b> Blueberry Racing BMW E46 M3 SS1															
1. Ronald/Luuk van Loon/vai															
1	1	5:42.701	3:36.584	1:21.049	45.068	188.2	5:42.701								
2	1	2:45.461	48.304	1:14.878	42.279	224.5	8:28.162								
3	1	2:42.942	45.758	1:15.824	41.360	229.3	11:11.104								
4	1	<b>2:41.184</b>	<b>45.462</b>	<b>1:14.241</b>	41.481	232.3	13:52.288								
5	1	2:58.457B	50.000	1:16.690	51.767	210.5	16:50.745								
6	1	7:55.133	5:55.132	1:17.264	42.737	225.0	24:45.878								
7	1	2:46.938	46.506	1:18.859	41.573	227.8	27:32.816								



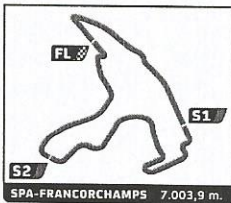


## SUPERCAR CHALLENGE SPA EURO RACE QUALIFYING

### Sector Analysis

Lap	D	Time	Sector 1	Sector 2	Sector 3	T. Spd	Elapsed	Lap	D	Time	Sector 1	Sector 2	Sector 3	T. Spd	Elapsed
8	1	2:41.434	45.741	1:14.718	<b>40.975</b>	229.3	30:14.250	4	1	2:43.382	46.274	1:15.701	41.407	171.2	12:13.727
<b>245</b> <b>Hadders Plaza</b> BMW SS1 1. Robert/Benjamin van den								<b>305</b> <b>PDS Racing</b> Seat Leon Supercopa MK11 SS2 1. Michael Smith							
1	1	5:40.481					5:40.481	1	1	4:13.735B	1:33.065	1:38.108	1:02.562	130.4	4:13.735
2	1	3:02.868					8:43.349	2	1	7:15.975B	4:39.051	1:32.003	1:04.921	135.2	11:29.710
3	1	2:40.459					11:23.808	3	1	8:51.643	6:26.189	1:30.987	<b>54.467</b>	124.0	20:21.353
4	1	2:37.770					14:01.578	4	1	3:29.074	1:04.141	1:29.875	55.058	148.1	23:50.427
5	1	2:37.434					16:39.012	5	1	<b>3:24.870</b>	<b>1:02.854</b>	<b>1:26.413</b>	55.603	150.8	27:15.297
6	1	2:39.775					19:18.787	6	1	3:52.100B	1:06.047	1:39.916	1:06.137	141.2	31:07.397
7	1	<b>2:37.091</b>					21:55.878	<b>306</b> <b>Intersport Racing</b> Lamborghini Super Trofeo GT 1. Adam Hayes 2. Kevin Clarke							
8	1	2:44.548					24:40.426	1	1	3:36.164	1:24.614	1:25.398	46.152	163.6	3:36.164
9	1	2:37.142					27:17.568	2	1	2:49.258	47.646	1:18.604	43.008	191.8	6:25.422
10	1	2:45.290					30:02.858	3	1	2:52.857B	46.464	1:15.936	50.457	219.1	9:18.279
<b>246</b> <b>Stichting Euro Autosport</b> BMW E92 M3 SS1 1. Ruud Olij								4	1	4:13.745	2:14.630	1:16.684	42.431	179.4	13:32.024
1	1	3:47.575	1:36.351	1:25.467	45.757	148.6	3:47.575	5	1	2:43.917	<b>45.548</b>	1:15.910	42.459	230.8	16:15.941
2	1	2:45.379	47.337	1:16.013	42.029	221.8	6:32.954	6	1	2:41.798	46.054	1:14.069	41.675	211.8	18:57.739
3	1	2:41.081	45.773	1:13.973	41.335	235.8	9:14.035	7	1	2:42.298	46.152	1:14.007	42.139	196.0	21:40.037
4	1	2:39.657	44.936	1:14.040	<b>40.681</b>	222.2	11:53.692	8	1	2:42.643	47.083	1:13.863	41.697	214.3	24:22.680
5	1	<b>2:39.318</b>	<b>44.702</b>	<b>1:13.364</b>	41.252	240.0	14:33.010	9	1	2:41.679	46.259	<b>1:13.499</b>	41.921	219.5	27:04.359
6	1	2:39.944	45.052	1:13.821	41.071	210.5	17:12.954	10	1	<b>2:41.417</b>	45.738	1:14.132	<b>41.547</b>	225.5	29:45.776
7	1	3:01.067B	46.149	1:18.862	56.056	168.2	20:14.021	11	1	2:43.021	46.552	1:14.512	41.957	209.7	32:28.797
<b>259</b> <b>BS Racing Team</b> BMW E46 GTR SS1 1. Marcel/Peter van de Maat								<b>311</b> <b>Spork Racing Team</b> Seat Leon Supercopa SS2 1. Jimmy Adriaenssens 2. Kris van Kelst							
1	1	5:41.042	3:26.197	1:26.463	48.382	143.8	5:41.042	1	1	5:48.715	3:28.881	1:31.780	48.054	108.1	5:48.715
2	1	2:53.453	50.875	1:17.855	44.723	187.2	8:34.495	2	1	3:20.382B	51.006	1:32.597	56.779	185.2	9:09.097
3	1	2:39.672	46.413	1:12.304	40.955	228.3	11:14.167	3	1	4:52.584	2:44.563	1:20.872	47.149	203.0	14:01.681
4	1	2:38.444	45.143	1:12.228	41.073	231.3	13:52.611	4	1	3:03.585B	49.545	1:19.018	55.022	209.3	17:05.266
5	1	2:37.820	45.915	1:11.228	40.677	227.8	16:30.431	5	1	4:05.123	2:05.629	1:16.642	42.852	212.2	21:10.389
6	1	2:36.876	45.253	1:11.512	<b>40.111</b>	230.8	19:07.307	6	1	2:50.046	51.977	1:14.853	43.216	208.5	24:00.435
7	1	2:37.058	45.085	1:10.949	41.024	230.8	21:44.365	7	1	2:44.530	48.052	1:14.136	<b>42.342</b>	215.6	26:44.965
8	1	2:58.821	58.427	1:17.664	42.730	170.9	24:43.186	8	1	2:45.057	48.318	1:14.354	42.385	213.9	29:30.022
9	1	2:38.309	45.494	1:12.623	40.192	230.8	27:21.495	9	1	<b>2:43.806</b>	<b>47.683</b>	<b>1:13.727</b>	42.396	216.9	32:13.828
10	1	<b>2:36.284</b>	<b>45.001</b>	<b>1:10.919</b>	40.364	231.3	29:57.779	<b>324</b> <b>West Suffolk Racing</b> BMW E90 SS2 1. Ollie Taylor 2. Jordan Albert							
<b>262</b> <b>Van der Kooij Racing</b> Lotus Exige V6 SS1 1. Roelant de Waard								1	1	3:08.305	1:07.471	1:18.176	42.658	193.9	3:08.305
1	1	5:30.734	3:17.730	1:27.114	45.890	173.4	5:30.734	2	1	2:46.728	46.234	1:14.829	45.665	226.9	5:55.033
2	1	2:42.593	46.478	1:14.938	41.177	238.4	8:13.327	3	1	2:51.867	46.544	1:16.523	48.800	202.6	8:46.900
3	1	2:40.473	45.892	1:13.199	41.382	240.0	10:53.800	4	1	2:41.061	45.955	1:14.009	<b>41.097</b>	234.8	11:27.961
4	1	2:44.761	45.704	1:15.604	43.453	213.0	13:38.561	5	1	<b>2:39.141</b>	<b>45.215</b>	<b>1:12.771</b>	41.155	234.3	14:07.102
5	1	2:42.309	45.927	1:15.348	<b>41.034</b>	241.6	16:20.870	6	1	3:02.105B	51.472	1:19.891	50.742	201.1	17:09.207
6	1	<b>2:38.713</b>	<b>44.946</b>	<b>1:12.469</b>	41.298	244.3	18:59.583	<b>351</b> <b>DRDO-Koopman Racing</b> BMW M3 E46 SS2 1. Peter Koelewijn							
7	1	2:47.523	46.394	1:17.139	43.990	229.8	21:47.106	1	1	3:02.105B	51.472	1:19.891	50.742	201.1	17:09.207
8	1	2:45.581	50.331	1:13.809	41.441	217.7	24:32.687								
9	1	3:44.317B	47.181	1:38.824	1:18.312	188.2	28:17.004								
<b>299</b> <b>JR Motorsport</b> BMW GTR SS1 1. Rick Renmans															
1	1	3:52.752	1:36.802	1:29.014	46.936	128.1	3:52.752								
2	1	2:52.130	48.502	1:20.272	43.356	210.1	6:44.882								
3	1	2:45.463	46.991	1:16.686	41.786	223.1	9:30.345								






## SUPERCAR CHALLENGE SPA EURO RACE QUALIFYING

### Sector Analysis

Personal Best ■ Session Best ■ Crossing the finish line in pit lane															
Lap	D	Time	Sector 1	Sector 2	Sector 3	T. Spd	Elapsed	Lap	D	Time	Sector 1	Sector 2	Sector 3	T. Spd	Elapsed
<b>352</b> DRDO-Koopman Racing BMW M3 E46 SS2 1. Emile Drummen 2. Ronald Friederich															
1	1	5:44.723	3:29.509	1:27.018	48.196	145.6	5:44.723	1	1	7:40.822	5:24.707	1:30.285	45.830	156.3	7:40.822
2	1	2:53.153	49.484	1:18.538	45.131	210.9	8:37.876	2	1	2:53.121	50.273	1:17.992	44.856	197.8	10:33.943
3	1	2:50.013	49.199	1:17.561	<b>43.253</b>	216.9	11:27.889	3	1	2:52.321	49.325	1:17.920	45.076	187.5	13:26.264
4	1	<b>2:47.461</b>	47.905	<b>1:16.269</b>	43.287	215.1	14:15.350	4	1	2:54.742	49.353	1:20.132	45.257	212.6	16:21.006
5	1	2:48.639	48.599	1:16.417	43.623	216.0	17:03.989	5	1	2:50.969	49.382	1:17.516	44.071	218.6	19:11.975
6	1	3:14.531 <b>B</b>	49.466	1:26.866	58.199	206.9	20:18.520	6	1	2:49.895	48.957	1:16.930	44.008	212.6	22:01.870
7	1	4:28.231	2:22.707	1:20.039	45.485	183.4	24:46.751	7	1	2:48.905	49.053	<b>1:16.249</b>	43.603	219.5	24:50.775
8	1	2:50.818	48.097	1:18.093	44.628	217.7	27:37.569	8	1	2:49.682	48.768	1:17.010	43.904	220.0	27:40.457
9	1	2:48.135	<b>47.823</b>	1:16.474	43.838	222.2	30:25.704	9	1	<b>2:48.474</b>	<b>48.103</b>	1:16.841	<b>43.530</b>	224.5	30:28.931
<b>360</b> DRDO BMW GTR SS2 1. Cees Lubbers 2. Leon Rijnbeek															
1	1	3:17.937	1:14.412	1:20.886	42.639	175.6	3:17.937	1	1	3:17.937	1:14.412	1:20.886	42.639	175.6	3:17.937
2	1	2:44.267	47.458	1:15.040	<b>41.769</b>	220.0	6:02.204	2	1	2:44.267	47.458	1:15.040	<b>41.769</b>	220.0	6:02.204
3	1	2:44.300	46.974	1:14.625	42.701	222.7	8:46.504	3	1	2:44.300	<b>46.974</b>	1:14.625	42.701	222.7	8:46.504
4	1	2:56.466 <b>B</b>	48.746	1:16.709	51.011	219.1	11:42.970	4	1	2:56.466 <b>B</b>	48.746	1:16.709	51.011	219.1	11:42.970
5	1	4:04.953	2:06.366	1:15.911	42.676	219.5	15:47.923	5	1	4:04.953	2:06.366	1:15.911	42.676	219.5	15:47.923
6	1	2:44.448	47.037	1:15.478	41.933	222.2	18:32.371	6	1	2:44.448	47.037	1:15.478	41.933	222.2	18:32.371
7	1	<b>2:43.487</b>	47.344	<b>1:14.222</b>	41.921	224.5	21:15.858	7	1	<b>2:43.487</b>	47.344	<b>1:14.222</b>	41.921	224.5	21:15.858
8	1	2:44.241	47.102	1:14.865	42.274	224.1	24:00.099	8	1	2:44.241	47.102	1:14.865	42.274	224.1	24:00.099
9	1	3:11.816 <b>B</b>	49.081	1:26.224	56.511	153.6	27:11.915	9	1	3:11.816 <b>B</b>	49.081	1:26.224	56.511	153.6	27:11.915
<b>371</b> DRDO- Davytec BMW 130i SS2 1. Andre Seinen															
1	1	6:36.519	3:39.589	1:59.475	57.455	127.2	6:36.519	1	1	6:36.519	3:39.589	1:59.475	57.455	127.2	6:36.519
2	1	<b>3:17.121</b>	58.172	<b>1:29.472</b>	<b>49.477</b>	178.2	9:53.640	2	1	<b>3:17.121</b>	58.172	<b>1:29.472</b>	<b>49.477</b>	178.2	9:53.640
3	1	4:54.161	2:22.646	1:36.425	55.090	180.0	14:47.801	3	1	4:54.161	2:22.646	1:36.425	55.090	180.0	14:47.801
4	1	3:28.349	<b>54.372</b>	1:36.772	57.205	193.2	18:16.150	4	1	3:28.349	<b>54.372</b>	1:36.772	57.205	193.2	18:16.150
5	1	5:28.300	2:58.767	1:35.508	54.025	154.5	23:44.450	5	1	5:28.300	2:58.767	1:35.508	54.025	154.5	23:44.450
<b>401</b> Spirit Racing Renault Clio RS 2.0 16V Sport 1. Bart Drost															
1	1	4:13.998	1:56.838	1:29.116	48.044	185.2	4:13.998	1	1	4:13.998	1:56.838	1:29.116	48.044	185.2	4:13.998
2	1	3:02.974	53.371	1:22.898	46.705	184.3	7:16.972	2	1	3:02.974	53.371	1:22.898	46.705	184.3	7:16.972
3	1	3:01.693	53.621	1:21.656	46.416	191.2	10:18.665	3	1	3:01.693	53.621	1:21.656	46.416	191.2	10:18.665
4	1	3:02.536	53.954	1:21.416	47.166	189.1	13:21.201	4	1	3:02.536	53.954	1:21.416	47.166	189.1	13:21.201
5	1	2:59.172	52.775	1:20.200	46.197	193.9	16:20.373	5	1	2:59.172	52.775	1:20.200	46.197	193.9	16:20.373
6	1	2:58.527	52.762	1:20.071	45.694	195.3	19:18.900	6	1	2:58.527	52.762	1:20.071	45.694	195.3	19:18.900
7	1	<b>2:57.278</b>	52.709	<b>1:19.149</b>	<b>45.420</b>	194.6	22:16.178	7	1	<b>2:57.278</b>	52.709	<b>1:19.149</b>	<b>45.420</b>	194.6	22:16.178
8	1	2:59.475	52.661	1:20.950	45.864	189.5	25:15.653	8	1	2:59.475	52.661	1:20.950	45.864	189.5	25:15.653
9	1	3:00.092	<b>52.613</b>	1:21.566	45.913	195.3	28:15.745	9	1	3:00.092	<b>52.613</b>	1:21.566	45.913	195.3	28:15.745
10	1	3:09.491 <b>B</b>	54.011	1:21.275	54.205	190.1	31:25.236	10	1	3:09.491 <b>B</b>	54.011	1:21.275	54.205	190.1	31:25.236
<b>402</b> Traxx Racing Team Peugeot RCZ Cup Sport 1. Chris Voet 2. Bart van den Broeck															
1	1	3:23.869	1:09.136	1:28.036	46.697	170.9	3:23.869	1	1	3:23.869	1:09.136	1:28.036	46.697	170.9	3:23.869
2	1	2:54.531	50.768	1:18.979	44.784	201.1	6:18.400	2	1	2:54.531	50.768	1:18.979	44.784	201.1	6:18.400
3	1	2:50.921	49.412	1:18.074	43.435	204.2	9:09.321	3	1	2:50.921	49.412	1:18.074	43.435	204.2	9:09.321
4	1	<b>2:48.210</b>	49.152	1:16.112	<b>42.946</b>	209.3	11:57.531	4	1	<b>2:48.210</b>	49.152	1:16.112	<b>42.946</b>	209.3	11:57.531
5	1	2:48.951	49.082	1:15.493	44.376	209.7	14:46.482	5	1	2:48.951	49.082	1:15.493	44.376	209.7	14:46.482
6	1	2:48.434	49.296	<b>1:15.456</b>	43.682	210.1	17:34.916	6	1	2:48.434	49.296	<b>1:15.456</b>	43.682	210.1	17:34.916
7	1	2:49.639	49.375	1:16.080	44.184	211.4	20:24.555	7	1	2:49.639	49.375	1:16.080	44.184	211.4	20:24.555
8	1	2:48.648	49.431	1:15.847	43.370	210.1	23:13.203	8	1	2:48.648	49.431	1:15.847	43.370	210.1	23:13.203
9	1	2:51.289	50.357	1:16.723	44.209	206.5	26:04.492	9	1	2:51.289	50.357	1:16.723	44.209	206.5	26:04.492
10	1	2:49.828	49.306	1:17.246	43.276	210.9	28:54.320	10	1	2:49.828	49.306	1:17.246	43.276	210.9	28:54.320
11	1	2:49.415	<b>48.913</b>	1:16.883	43.619	211.4	31:43.735	11	1	2:49.415	<b>48.913</b>	1:16.883	43.619	211.4	31:43.735
<b>355</b> DRDO-Koopman Racing BMW M3 E46 SS2 1. Daan van Kuijk 2. Wouter Boerekamps															
1	1	5:31.872	3:26.662	1:21.374	43.836	137.8	5:31.872	1	1	5:31.872	3:26.662	1:21.374	43.836	137.8	5:31.872
2	1	<b>2:46.750</b>	<b>47.509</b>	<b>1:16.136</b>	43.105	219.1	8:18.622	2	1	<b>2:46.750</b>	<b>47.509</b>	<b>1:16.136</b>	43.105	219.1	8:18.622
3	1	2:47.823	48.163	1:16.754	<b>42.906</b>	213.4	11:06.445	3	1	2:47.823	48.163	1:16.754	<b>42.906</b>	213.4	11:06.445
4	1	3:13.790 <b>B</b>	51.397	1:21.277	1:01.116	185.2	14:20.235	4	1	3:13.790 <b>B</b>	51.397	1:21.277	1:01.116	185.2	14:20.235
<b>357</b> DRDO - Certainty BMW M3 E46 SS2 1. Dennis van der Linden															
1	1	7:43.357	5:22.943	1:31.499	48.915	151.9	7:43.357	1	1	7:43.357	5:22.943	1:31.499	48.915	151.9	7:43.357
2	1	2:56.980	51.004	1:20.641	45.335	188.8	10:40.337	2	1	2:56.980	51.004	1:20.641	45.335	188.8	10:40.337
3	1	2:54.744	50.232	1:20.246	<b>44.266</b>	185.6	13:35.081	3	1	2:54.744	50.232	1:20.246	<b>44.266</b>	185.6	13:35.081
4	1	2:55.742	52.050	1:18.526	45.166	199.3	16:30.823	4	1	2:55.742	52.050	1:18.526	45.166	199.3	16:30.823
5	1	2:53.729	49.847	1:19.223	44.659	196.0	19:24.552	5	1	2:53.729	49.847	1:19.223	44.659	196.0	19:24.552
6	1	<b>2:52.218</b>	<b>49.633</b>	<b>1:18.093</b>	44.492	193.2	22:16.770	6	1	<b>2:52.218</b>	<b>49.633</b>	<b>1:18.093</b>	44.492	193.2	22:16.770
7	1	2:55.586	51.491	1:19.671	44.424	189.1	25:12.356	7	1	2:55.586	51.491	1:19.671	44.424	189.1	25:12.356
8	1	2:56.006	49.826	1:21.356	44.824	199.6	28:08.362	8	1	2:56.006	49.826	1:21.356	44.824	199.6	28:08.362
9	1	2:52.355	49.711	1:18.236	44.408	198.9	31:00.717	9	1	2:52.355	49.711	1:18.236	44.408	198.9	31:00.717
<b>358</b> DRDO - Certainty BMW M3 E46 SS2 1. Floris Dullaart															





## SUPERCAR CHALLENGE SPA EURO RACE QUALIFYING

### Sector Analysis

■ Personal Best ■ Session Best B Crossing the finish line in pit lane

Lap	D	Time	Sector 1	Sector 2	Sector 3	T. Spd	Elapsed	Lap	D	Time	Sector 1	Sector 2	Sector 3	T. Spd	Elapsed
-----	---	------	----------	----------	----------	--------	---------	-----	---	------	----------	----------	----------	--------	---------

403		Spirit Racing		Renault Clio RS 2.0 16V											
		1. Rob Nieman		Sport											
1	1	3:57.753	1:39.589	1:30.457	47.707	136.4	3:57.753								
2	1	2:54.272	50.558	1:18.902	44.812	202.6	6:52.025								
3	1	2:52.412	49.661	1:18.487	44.264	208.1	9:44.437								
4	1	2:52.057	49.954	1:18.406	<b>43.697</b>	179.4	12:36.494								
5	1	2:51.966	49.655	1:17.385	44.926	208.1	15:28.460								
6	1	<b>2:49.425</b>	<b>49.216</b>	<b>1:15.979</b>	44.230	211.4	18:17.885								
7	1	2:51.091	50.257	1:16.799	44.035	207.7	21:08.976								
8	1	3:08.930B	55.130	1:19.833	53.967	179.1	24:17.906								

405		Bronckhorst Car Racing		BMW Zilhouette 2.0											
		1. Henk Tappel		Sport											
		2. Toon Rutgers													
1	1	6:01.212	3:36.185	1:32.472	<b>52.555</b>	136.5	6:01.212								
2	1	3:09.678B	<b>53.235</b>	1:20.255	56.188	182.1	9:10.890								
3	1	4:01.249B	1:48.316	1:18.677	54.256	184.9	13:12.139								
4	1	8:23.916B	6:08.352	<b>1:18.579</b>	56.985	169.5	21:36.055								

413		AT Motorsport		Ford Focus											
		1. Kim Troeijen		Sport											
		2. Wim Lemmers													
1	1	5:58.866	3:31.962	1:34.720	52.184	145.4	5:58.866								
2	1	3:03.092	54.549	1:22.570	45.973	190.5	9:01.958								
3	1	3:17.033	52.693	1:36.999	47.341	192.9	12:18.991								
4	1	3:00.605	53.557	1:20.580	46.468	190.8	15:19.596								
5	1	<b>2:58.751</b>	52.688	<b>1:19.662</b>	46.401	188.8	18:18.347								
6	1	3:24.248	53.495	1:42.797	47.956	194.2	21:42.595								
7	1	3:00.149	53.223	1:20.401	46.525	189.1	24:42.744								
8	1	2:59.085	52.737	1:20.405	<b>45.943</b>	188.5	27:41.829								
9	1	2:59.232	<b>52.543</b>	1:20.016	46.673	194.6	30:41.061								

416		Kustlicht		Alfa 147											
		1. John van der Voort		Sport											
		2. Sandra van der Sloot													
1	1	6:14.854	3:38.759	1:45.790	50.305	135.2	6:14.854								
2	1	2:59.952	50.920	1:24.307	44.725	190.1	9:14.806								
3	1	2:50.043	49.994	1:16.210	43.839	202.6	12:04.849								
4	1	<b>2:48.650</b>	49.946	<b>1:15.044</b>	<b>43.660</b>	200.7	14:53.499								
5	1	2:51.869	<b>49.733</b>	1:18.297	43.839	204.5	17:45.368								
6	1	3:03.394B	50.427	1:17.206	55.761	199.6	20:48.762								

423		Spirit Racing		Renault Clio RS 2.0 16V											
		1. Jos Veldboer													
1	1	4:10.337	1:43.745	1:34.845	51.747	136.4	4:10.337								
2	1	3:09.965	56.058	1:25.400	48.507	162.2	7:20.302								
3	1	3:03.799	53.793	1:22.827	47.179	191.2	10:24.101								
4	1	3:02.220	52.715	1:22.438	47.067	183.7	13:26.321								
5	1	3:11.064B	52.550	1:21.804	56.710	188.8	16:37.385								
6	1	4:07.091	1:58.930	1:21.208	46.953	179.4	20:44.476								
7	1	2:59.606	52.120	1:20.510	46.976	188.2	23:44.082								
8	1	2:58.636	52.303	1:20.049	<b>46.284</b>	195.3	26:42.718								
9	1	<b>2:58.388</b>	<b>51.872</b>	<b>1:19.962</b>	46.554	197.8	29:41.106								
10	1	3:27.319B	1:00.967	1:28.324	58.028	137.1	33:08.425								